Modulift

by pewag

Product Catalogue

Welcome to Modulift®

Globally recognised as the market leader below-the-hook

Best known for our iconic yellow MOD® Spreader Beams, we are trusted worldwide for efficient delivery.

The MOD® is the linchpin in our product line up; a versatile foundation that seamlessly modifies into the shackle-free Trunnion, and CMOD® & TriMOD Spreader Frames.

For niche applications; we have subsea beams for deep water use, and lattice beams for long, lightweight loads.

The Lifting Beam range features the versatile Multi-Point and the clamp-based CLS; both transform from lifting beam to semi-spreader.

Need something unique? Over half of production is dedicated to custom design; an end-to-end service for even the most unconventional projects.

Modulift's global distributor network

Modulift UK Ltd
4 Holton Point, Holton Road
Holton Heath Trading Park, Poole
BH16 6FL, United Kingdom
www.modulift.com

DNV

LEEA
Full Member

Part of pewag

Contents

MOD® Modular spreader beam 4

CMOD® 4,6 and 8-point spreader frame 8

TriMOD 3-point spreader frame 10

TRUNNION Shackle-free spreader beam 12

SUB Subsea spreader beam 14

LATTICE Long and light spreader beam 16

MULTI-POINT (Modular) Lifting beam 18

CLS Lifting beam + clamps 20

CUSTOM Design + manufacturing 22

Quality Standards + manufacturing 24

Case studies Modulift in action 26

MOD®

The original and best spreader beam

TYPE APPROVED PRODUCT DNV DNV.COM/AF CE UK CA

- 0.4 to 36m span
- 6t to 2000t
- Modular +
- Compatible with TRUNNION, CMOD® and TriMOD

Modular, lightweight and portable. Mix and match components to re-use at different spans

Next day delivery worldwide*

*Subject to Availability

What is included?

Your selected struts, two end units, two drop links, and nuts & bolts are supplied as standard. Slings and shackles can be supplied at an additional cost.

To select your required beam, see load v span charts overleaf. Select the number and length of struts for your required span below.



Select the number and length of struts for your required span. To select your required beam size, see load v span charts overleaf

Beam size	Available strut lengths (metres)*													
	0.1	0.2	0.25	0.3	0.5	0.6	0.75	1.0	1.5	2.0	3.0	4.0	5.0	6.0
MOD® 6	✔	✔		✔		✔		✔						
MOD® 12			✔		✔		✔	✔	✔					
MOD® 24					✔			✔		✔				
MOD® 34					✔			✔		✔				
MOD® 50					✔			✔		✔		✔		
MOD® 70/70H					✔			✔		✔		✔		
MOD® 110/110H/110SH					✔			✔		✔		✔		
MOD® 250-250 / 250-300 / 250-400					✔			✔		✔	✔			✔
MOD® 400-400 / 400-500 / 400-600					✔			✔		✔	✔			✔
MOD® 600-600 / 600-800 / 600-1000					✔			✔		✔	✔	✔	✔	✔
MOD® 800-1200 / 800-1500					✔			✔		✔	✔	✔	✔	✔
MOD® 1100-2000					✔			✔		✔	✔	✔	✔	✔

*Custom length struts can be manufactured to suit the required span

Optional extras

- Stepdown end unit
- Hybrid cone adaptor
- Clevis drop-link & delta plate
- Trunnion drop link
- Proof load testing
- Alternative paint colour
- Stillages

Which size MOD® spreader beam?

Select the required load and span

Load v span chart MOD® 6 to 110H

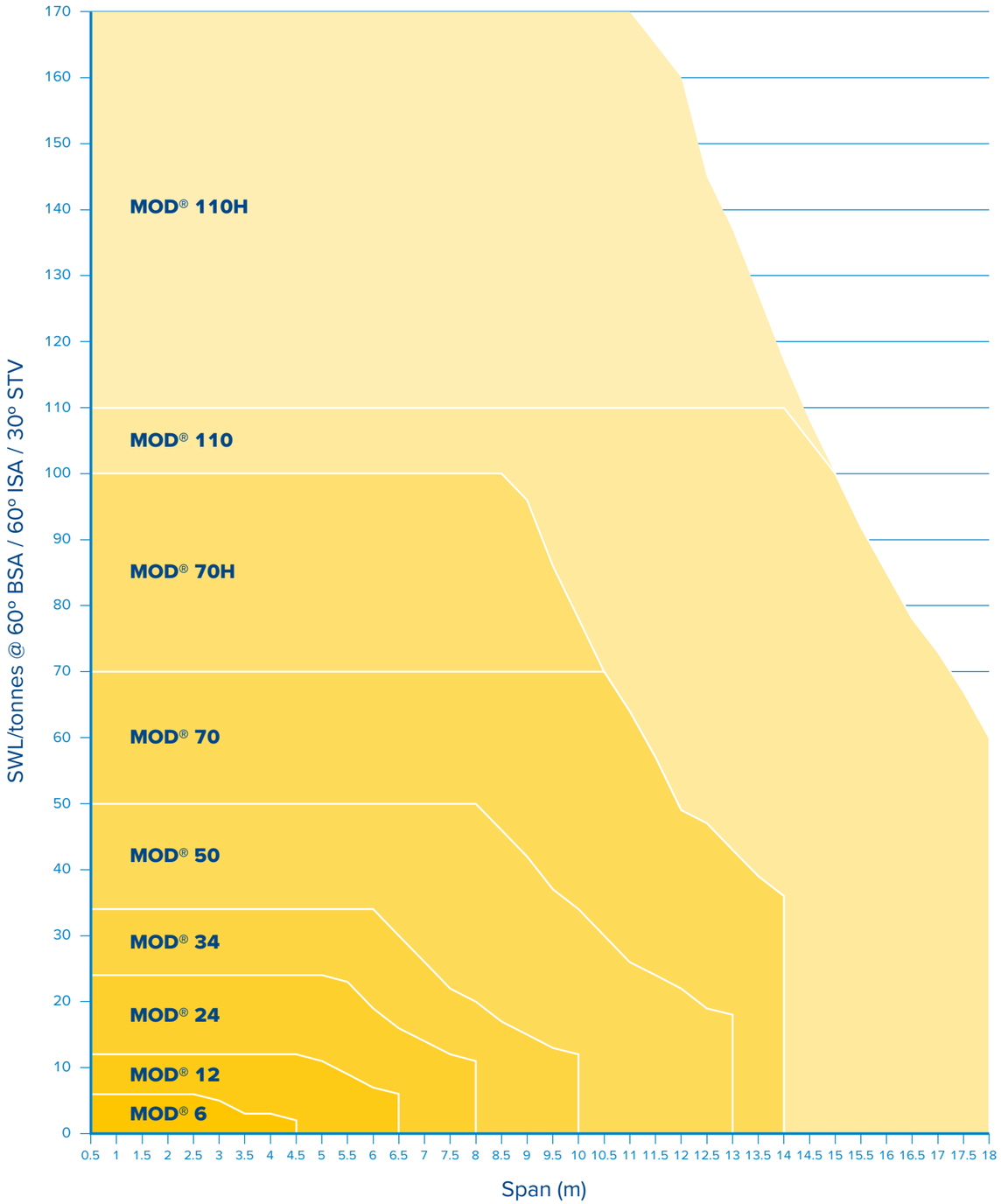

Load v span chart MOD® 110SH to 1100/2000

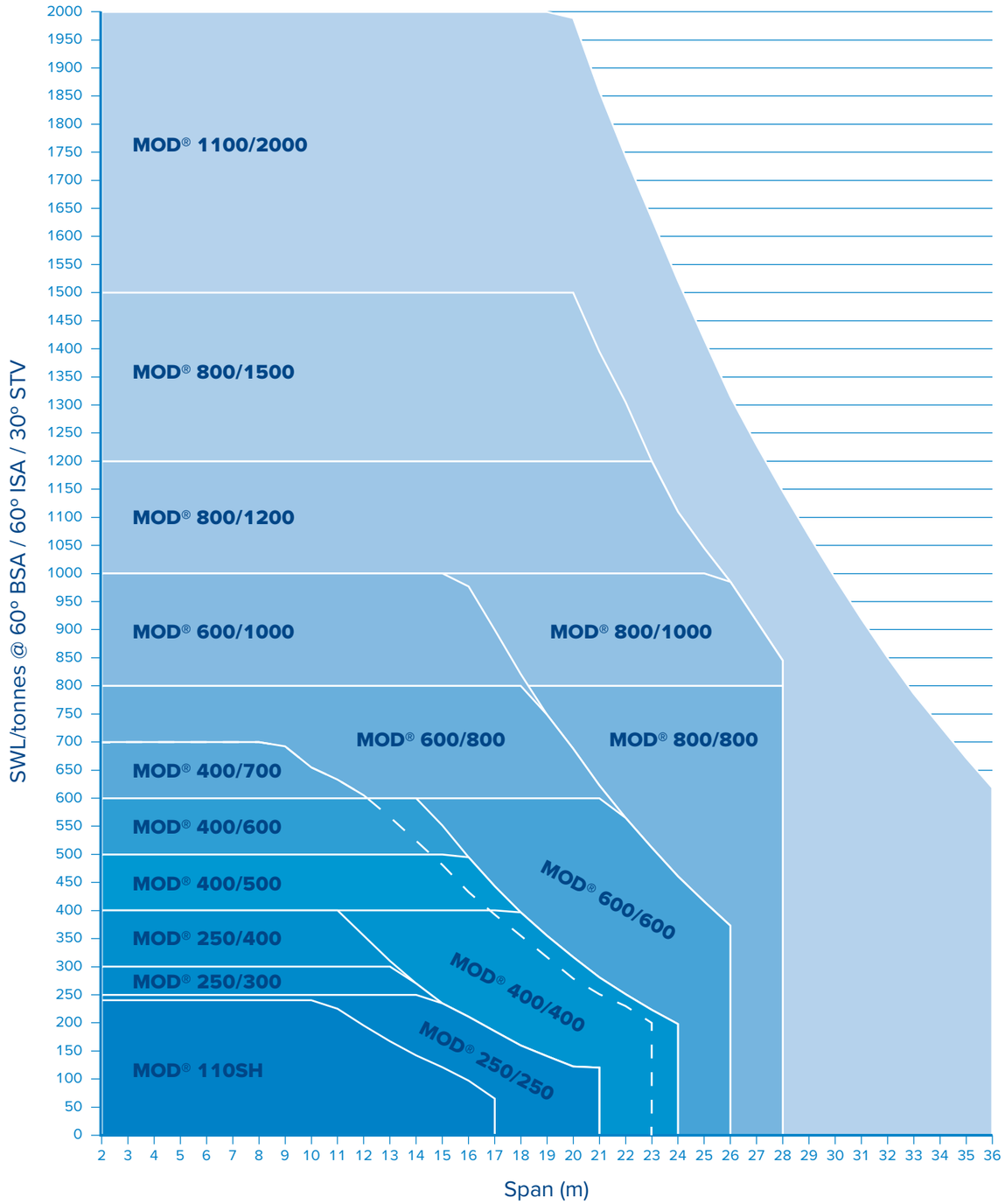

CMOD®

4-point, 6-point and 8-point spreader frames

- 0.5x0.5m to 20x20m span
- 6t to 300t
- MOD® struts and corner units combine into a 4-point frame
- Add T-pieces to make a 6-point or 8-point frame
- Compatible with MOD® 6 to MOD® 250 spreader beams

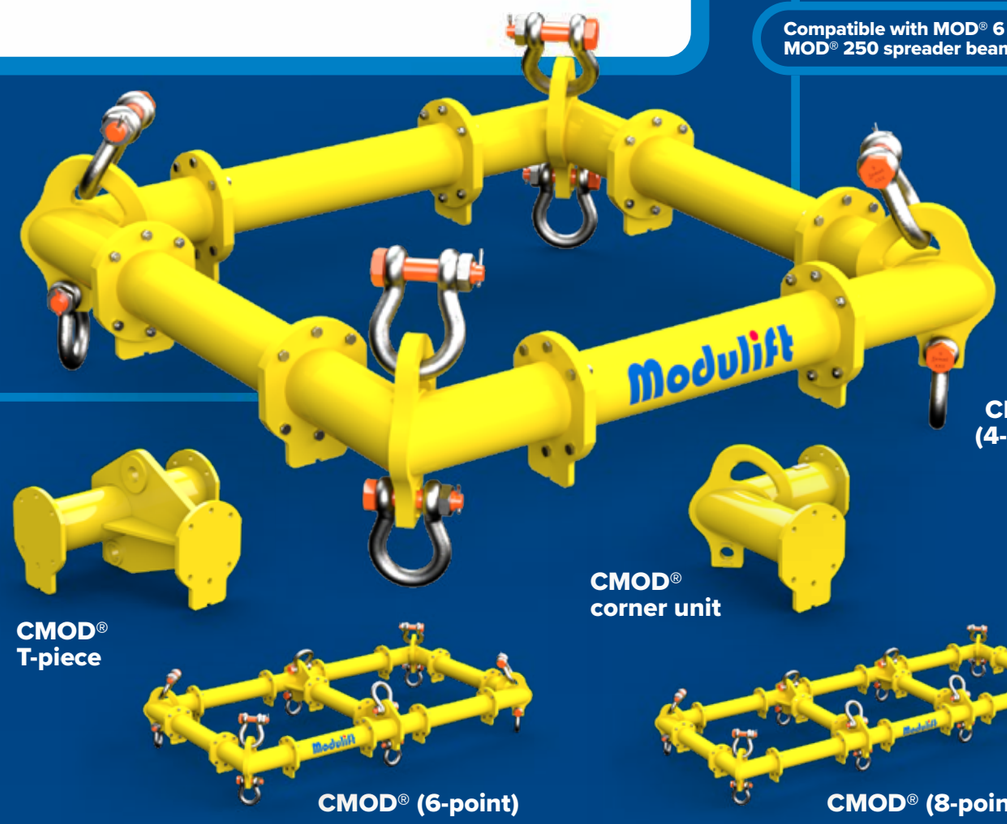

Lightweight yet strong. Used for low headroom lifts with multiple lifting points

CE

UK CA

Which size CMOD®?

CMOD®

Select the required load and span*

CMOD® 6 (4-point) SWL/tonnes @ 60° BSA / 60° ISA / 30° STV

Span (m)	0.5	1	1.5	2	2.5
2.5					8
2				8	8
1.5			8	8	8
1		8	8	8	6
0.5	8	8	8	6	6

CMOD® 34 (4-point) SWL/tonnes @ 60° BSA / 60° ISA / 30° STV

Span (m)	1	2	3	4	5	6	7	8
8								24
7							32	23
6						40	31	22
5					40	40	28	20
4				40	40	34	26	19
3			40	40	40	34	24	18
2		40	40	40	40	32	23	17
1	40	40	40	40	34	30	22	16

CMOD® 12 (4-point) SWL/tonnes @ 60° BSA / 60° ISA / 30° STV

Span (m)	0.5	1	1.5	2	2.5	3	3.5	4
4								16
3.5							16	16
3						16	16	15
2.5					16	16	15	14
2				16	16	16	14	13
1.5			16	16	16	16	14	12
1		16	16	16	16	16	14	12
0.5	16	16	16	16	16	16	14	12

CMOD® 50 (4-point) SWL/tonnes @ 60° BSA / 60° ISA / 30° STV

Span (m)	1	2	3	4	5	6	7	8	9	10	11
11											32
10										41	31
9									50	39	29
8								50	48	37	28
7							60	50	45	35	27
6						60	60	50	43	33	26
5					60	60	60	50	40	32	25
4				60	60	60	50	49	38	31	24
3			60	60	60	60	50	47	37	30	23
2		60	60	60	60	60	50	45	36	29	23
1	60	60	60	60	60	60	50	44	35	28	22

CMOD® 24 (4-point) SWL/tonnes @ 60° BSA / 60° ISA / 30° STV

Span (m)	1	2	3	4	5	6
6						23
5					30	21
4				30	24	19
3			30	30	24	18
2		30	30	30	24	17
1	30	30	30	24	22	16

CMOD® 70 (4-point) SWL/tonnes @ 60° BSA / 60° ISA / 30° STV

Span (m)	1	2	3	4	5	6	7	8	9	10	11	12
12												63
11											70	60
10										80	70	58
9									80	80	70	55
8								80	80	80	67	53
7							80	80	80	70	65	51
6						80	80	80	70	60	62	49
5					80	80	80	80	70	60	60	47
4				80	80	80	80	80	70	60	58	46
3			80	80	80	80	80	80	70	60	56	45
2		80	80	80	80	80	80	70	70	60	55	44
1	80	80	80	80	80	80	80	70	70	60	54	44

*Load v span charts for CMOD® 110 and 250 (4-point), and load v span charts for CMOD® (6-point) and (8-point) are available on request

TriMOD

3-point spreader frame

0.5 to 18m span

9.7t to 165t

Compatible with MOD® 6 to 110 spreader beams

TriMOD (3-point)

TriMOD® corner unit

Simplifies rigging for 3-point and circular lifts

Which size TriMOD?

Select the required load and span

Load v span chart TriMOD 6 to 110

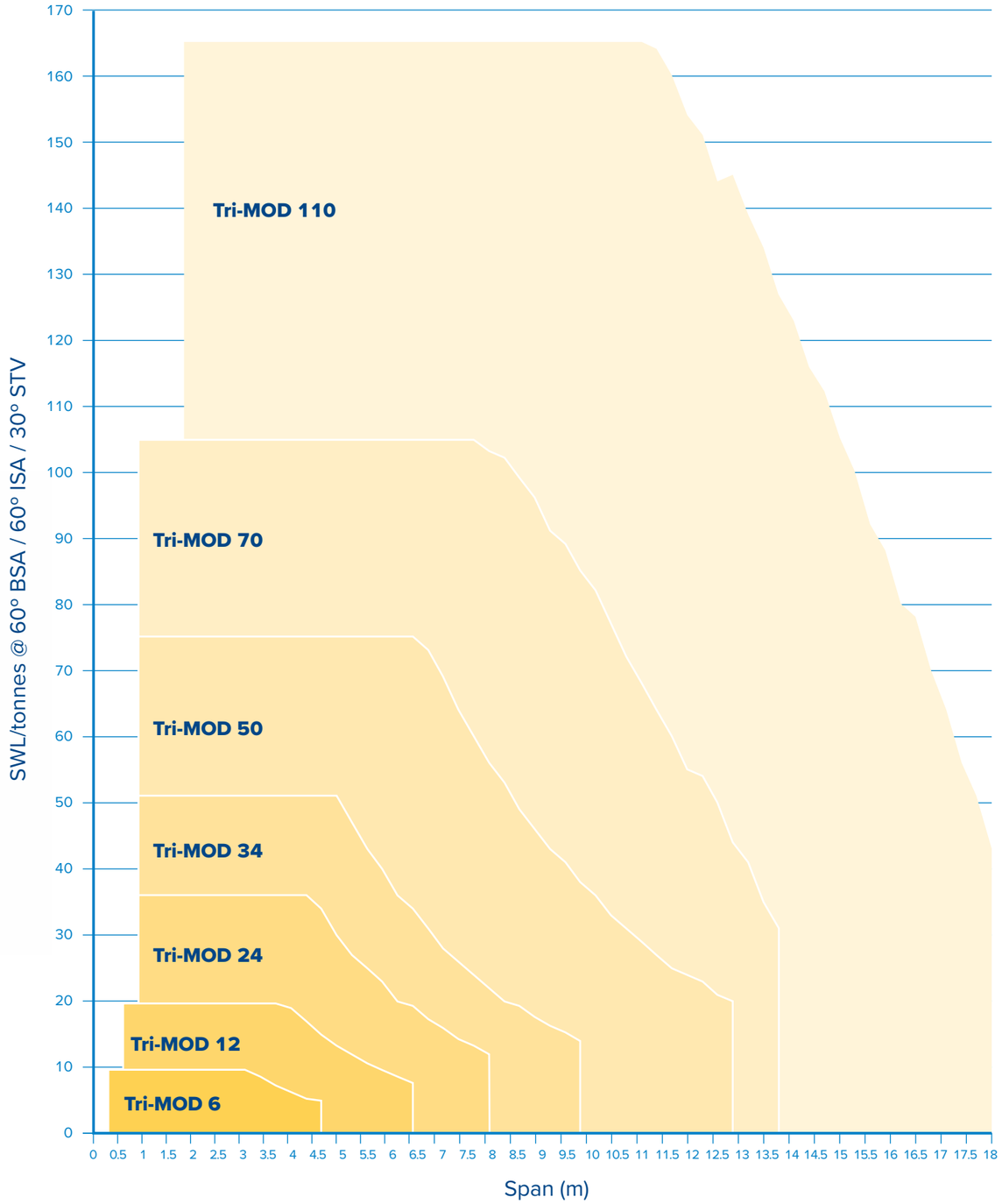

TRUNNION

Shackle-free end units for MOD® spreader beams

2 to 26m span

110t to 1000t

Compatible with MOD® 110 to 600/1000 spreader beams

TRUNNION end unit

No need for shackles. Reduce rigging costs by 50%, and save time on site



CE UK CA

Which size TRUNNION end unit?

Select the required load and span*

Load v span chart TRUNNION 110 to 600/1000

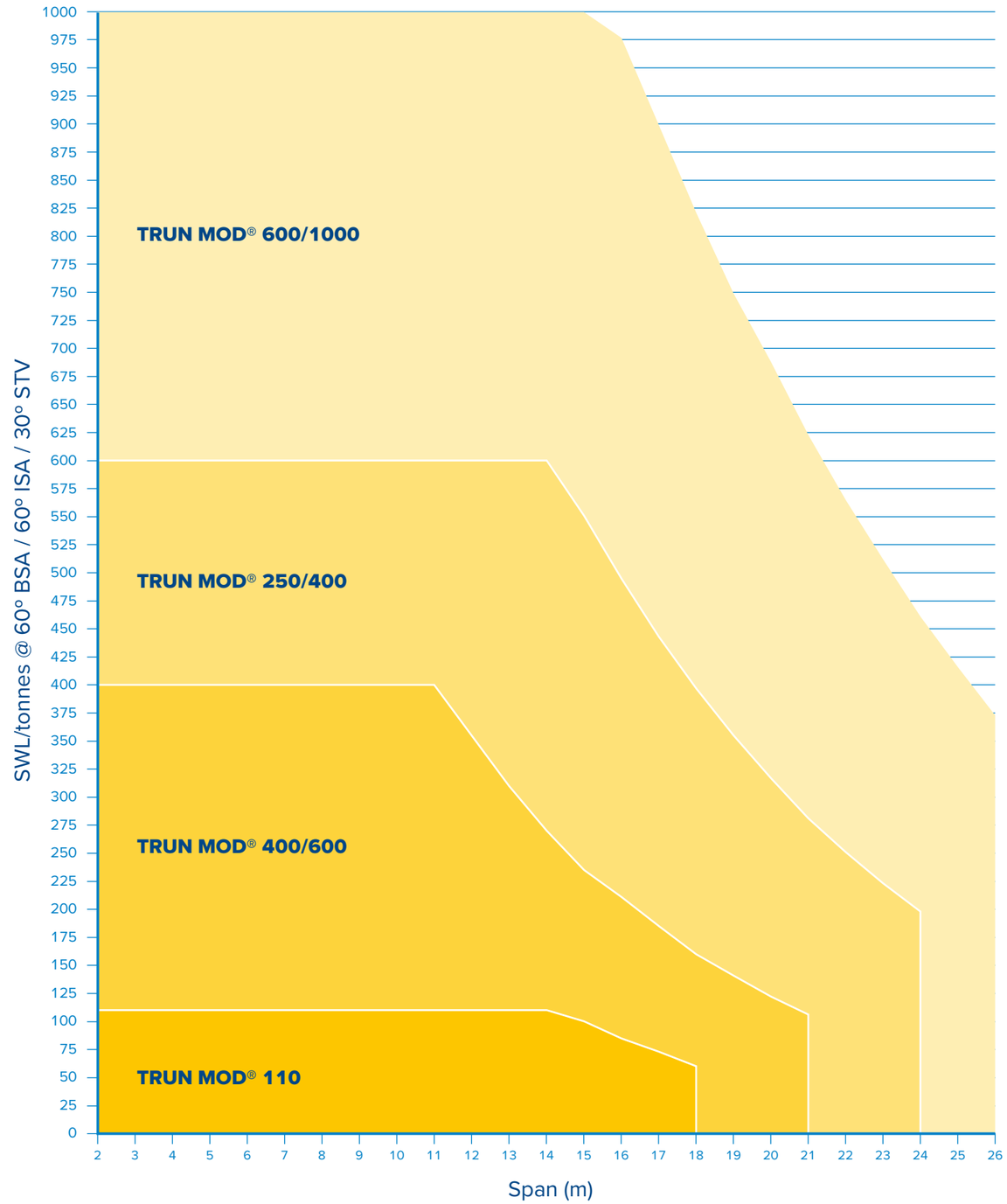

*Load v span charts for TRUNNION 1000 to 2000 are available on request

SUB

Subsea spreader beam for deep water use

- 0.5 to 18m span
- 20t to 570t
- Modular
- Compatible with ROV shackles

CE UK CA

Subsea spreader beam

Open section design eliminates risk of cavity or pressure issues

Which size SUB?

Select the required load and span

Load v span chart SUB 20 to 570

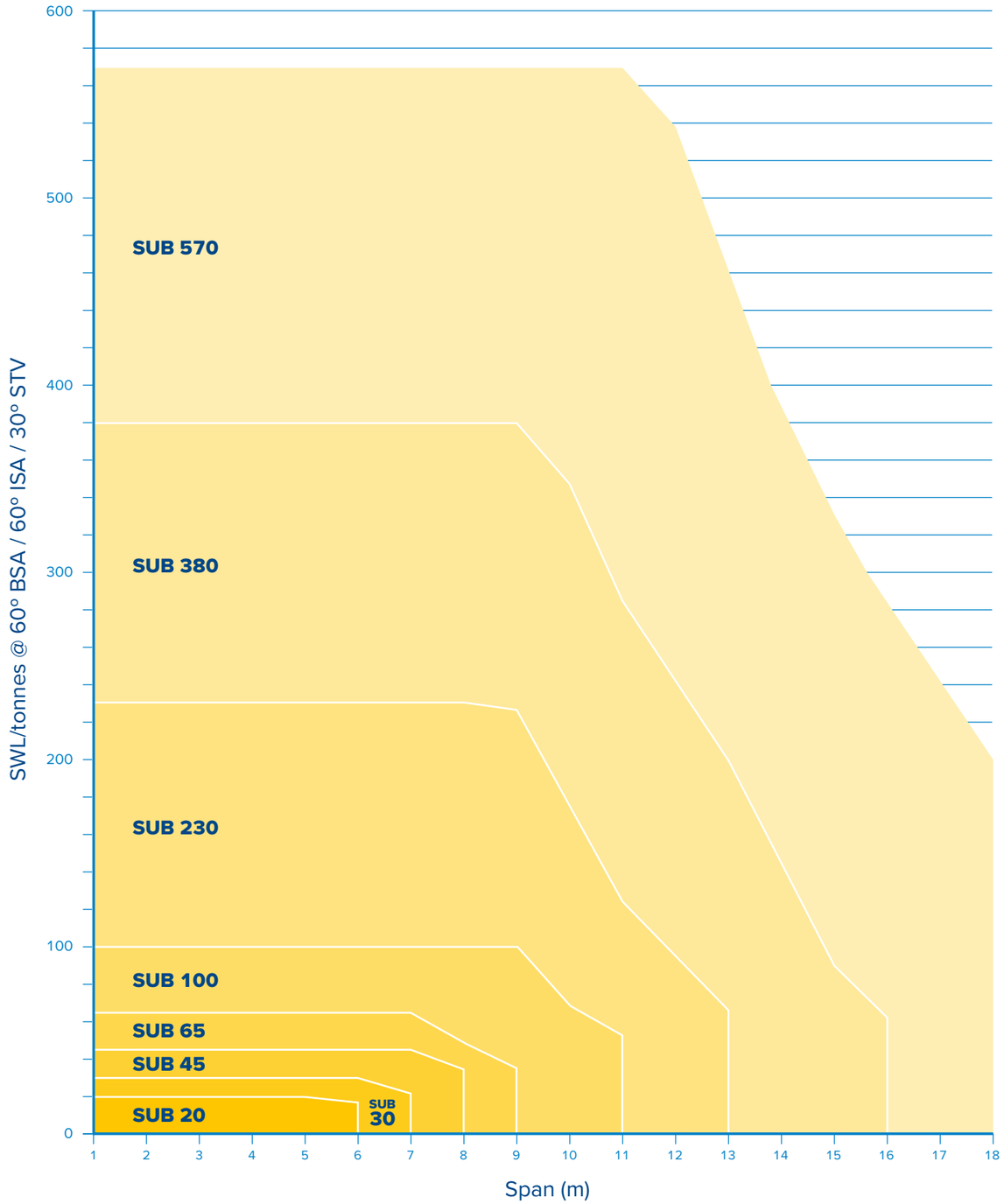

LATTICE

Modular lattice beam for long, light loads

6 to 42m span

3t and 5t options

Lower slings can attach every 2m for even load distribution

LATTICE beam

The go-to choice for lengthy lifts. Use for long pipe sections, wind turbine blades and roof sheet packs

CE UKCA

Which size LATTICE?

Select the required load and span

Span	WLL	Components required				
		Type 1	Type 2	Type 3	Cross beams	Connection pins
6m	3 tonnes	-	2	1	3	8
	5 tonnes	-	2	1	3	8
9m	3 tonnes	1	2	1	6	12
	5 tonnes	-	3	1	6	12
12m	3 tonnes	2	2	1	7	16
	5 tonnes	-	4	1	7	16
15m	3 tonnes	3	2	1	8	20
	5 tonnes	-	5	1	8	20
18m	3 tonnes	4	2	1	10	24
	5 tonnes	-	6	1	10	24
21m	3 tonnes	4	3	1	11	28
	5 tonnes	-	7	1	11	28
24m	3 tonnes	5	3	1	13	32
	5 tonnes	-	8	1	13	32
27m	3 tonnes	6	3	1	15	36
	5 tonnes	-	9	1	15	36
30m	3 tonnes	6	4	1	16	40
	5 tonnes	-	10	1	16	40
33m	3 tonnes	7	4	1	18	44
	5 tonnes	-	11	1	18	44
36m	3 tonnes	6	6	1	19	48
	5 tonnes	-	12	1	19	48
39m	3 tonnes	7	6	1	20	52
42m	3 tonnes	8	6	1	21	56

MULTI-POINT (Modular)

The beam that does it all

- 0.25 to 12m span
- 2t to 600t
- Modular
- Optional swivel hook

CE UK CA

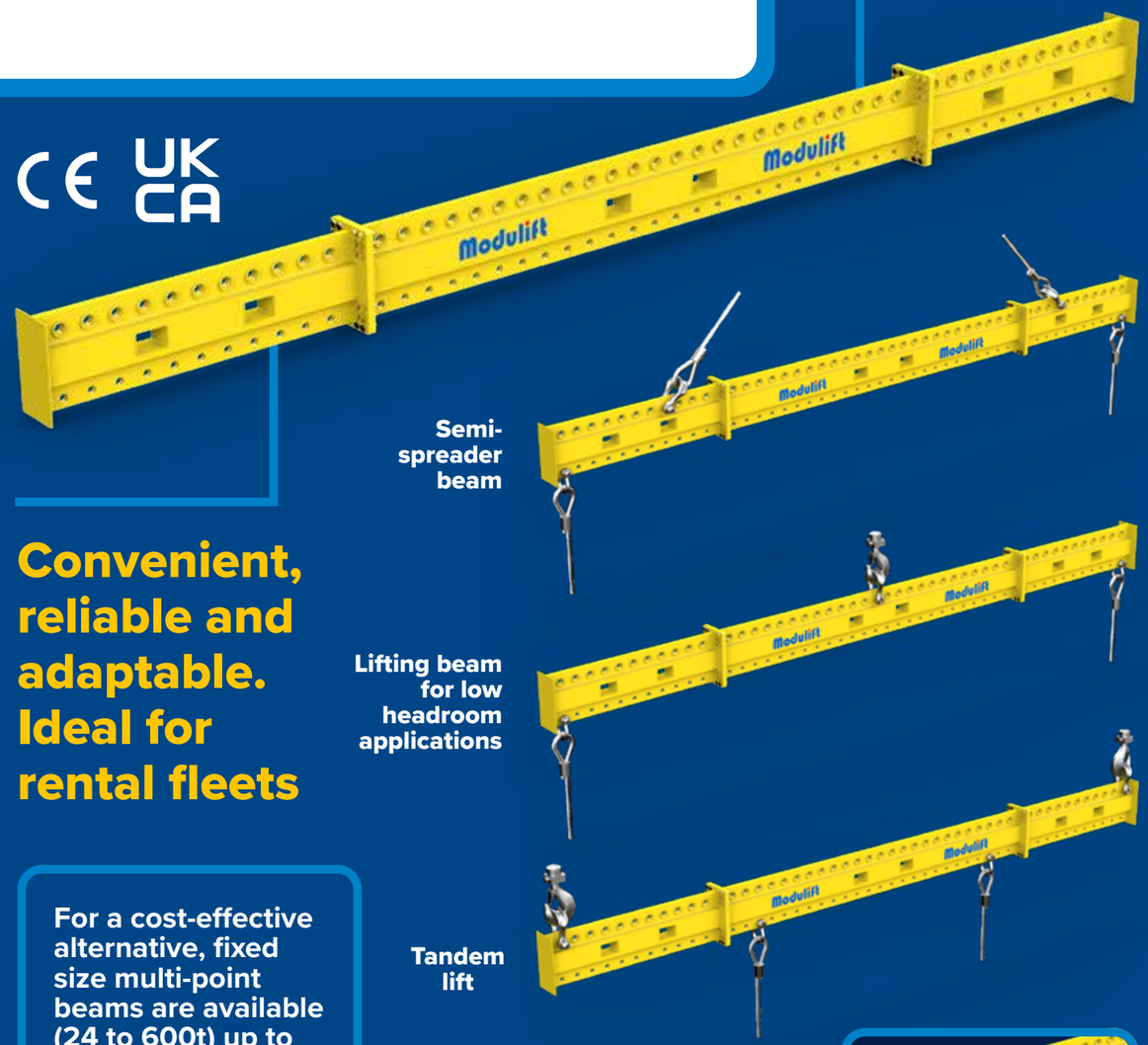

Semi-spreader beam

Lifting beam for low headroom applications

Tandem lift

Convenient, reliable and adaptable. Ideal for rental fleets

For a cost-effective alternative, fixed size multi-point beams are available (24 to 600t) up to 10m span

Swivel hook

 Tel. +44 (0)1202 621511 Email sales@modulift.com

Which size MULTI-POINT?

Select the required load and span*

MULTIPOINT 12 SWL/tonnes @ 60° BSA / 60° ISA / 30° STV

Bottom Span (m) \ Semi-spreader	Top span (m) 1	2	3	4	5	6	7	8	9	10	11	12
0.5	12	12	12	12	12	12	8	6	5	4	3	2
1	12	12	12	12	12	12	7	7	5	4	3	2
2	12	12	12	12	12	12	7	7	5	4	3	3
3	12	12	12	12	12	12	8	8	5	4	3	3
4	12	12	12	12	12	12	10	9	6	5	4	3
5	12	12	12	12	12	12	10	10	6	5	4	3
6	12	12	12	12	12	12	12	12	6	5	4	3
7	6	7	8	9	10	12	12	12	10	9	6	4
8	6	7	8	9	10	12	12	12	10	9	6	4
9	5	5	6	6	7	7	12	12	12	12	9	7
10	4	4	5	5	6	6	12	12	12	12	9	7
11	3	3	3	3	3	3	5	6	10	12	12	12
12	3	3	3	3	3	3	5	6	10	12	12	12

MULTIPOINT 24 SWL/tonnes @ 60° BSA / 60° ISA / 30° STV

Bottom Span (m) \ Semi-spreader	Top span (m) 1	2	3	4	5	6	7	8	9	10	11	12
0.5	24	24	24	24	20	20	15	13	11	9	7	6
1	24	24	24	24	24	24	16	14	11	9	7	6
2	24	24	24	24	24	24	20	16	12	10	8	6
3	24	24	24	24	24	24	20	18	12	10	8	6
4	24	24	24	24	24	24	20	20	14	11	8	6
5	24	24	24	24	24	24	20	20	16	11	8	6
6	24	24	24	24	24	24	24	24	16	11	8	6
7	14	16	18	22	24	24	24	24	20	14	9	7
8	14	16	18	22	24	24	24	24	22	19	12	9
9	12	13	14	16	16	16	24	24	24	24	16	12
10	10	11	11	12	12	12	24	24	24	24	20	17
11	8	8	8	8	8	8	10	12	14	24	24	24
12	8	8	8	8	8	8	10	12	14	24	24	24

MULTIPOINT 34 SWL/tonnes @ 60° BSA / 60° ISA / 30° STV

Bottom Span (m) \ Semi-spreader	Top span (m) 1	2	3	4	5	6	7	8	9	10	11	12
0.5	34	34	34	34	32	32	26	22	18	16	12	10
1	34	34	34	34	34	34	26	23	18	16	12	10
2	34	34	34	34	34	34	28	25	18	16	12	10
3	34	34	34	34	34	34	30	27	20	17	13	10
4	34	34	34	34	34	34	32	32	20	17	13	10
5	34	34	34	34	34	34	32	32	20	17	13	10
6	34	34	34	34	34	34	34	34	20	17	13	10
7	26	28	28	34	34	34	34	34	26	22	15	12
8	24	26	28	34	34	34	34	34	32	29	20	14
9	18	20	22	24	24	24	34	34	34	34	24	18
10	17	17	18	19	19	19	34	34	34	34	28	27
11	12	12	12	12	12	12	20	22	24	34	34	34
12	12	12	12	12	12	12	17	19	24	34	34	34

MULTIPOINT 50 SWL/tonnes @ 60° BSA / 60° ISA / 30° STV

Bottom Span (m) \ Semi-spreader	Top span (m) 1	2	3	4	5	6	7	8	9	10	11	12
0.5	50	50	50	50	50	50	50	44	34	24	18	14
1	50	50	50	50	50	50	50	47	34	24	18	14
2	50	50	50	50	50	50	50	50	34	24	18	14
3	50	50	50	50	50	50	50	50	34	24	18	14
4	50	50	50	50	50	50	50	50	34	24	18	14
5	50	50	50	50	50	50	50	50	34	24	18	14
6	50	50	50	50	50	50	50	50	34	24	18	14
7	50	50	50	50	50	50	50	50	41	27	20	16
8	50	50	50	50	50	50	50	50	50	40	26	19
9	38	38	38	38	38	38	50	50	50	50	38	25
10	27	27	27	27	27	27	36	50	50	50	50	36
11	21	21	21	21	21	21	26	37	50	50	50	50
12	17	17	17	17	17	17	21	27	39	50	50	50

MULTIPOINT 70 SWL/tonnes @ 60° BSA / 60° ISA / 30° STV

Bottom Span (m) \ Semi-spreader	Top span (m) 1	2	3	4	5	6	7	8	9	10	11	12
0.5	70	70	70	70	70	70	56	47	42	35	28	21
1	70	70	70	70	70	70	58	52	42	35	28	21
2	70	70	70	70	70	70	60	56	44	35	28	21
3	70	70	70	70	70	70	70	58	46	35	30	21
4	70	70	70	70	70	70	70	70	48	35	30	21
5	70	70	70	70	70	70	70	70	48	35	30	21
6	70	70	70	70	70	70	70	70	50	35	30	21
7	70	70	70	70	70	70	70	70	55	42	34	24
8	57	70	70	70	70	70	70	70	60	56	40	29
9	48	48	50	50	50	50	60	70	70	64	45	35
10	41	41	41	41	41	41	60	70	70	70	60	52
11	26	26	26	26	26	26	30	50	50	70	70	70
12	26	26	26	26	26	26	30	41	50	70	70	70

MULTIPOINT 110 SWL/tonnes @ 60° BSA / 60° ISA / 30° STV

Bottom Span (m) \ Semi-spreader	Top span (m) 1	2	3	4	5	6	7	8	9	10	11	12
0.5	110	110	110	110	90	85	70	60	50	45	40	40
1	110	110	110	110	100	90	80	70	60	50	40	40
2	110	110	110	110	110	100	90	86	70	60	50	45
3	110	110	110	110	110	110	90	90	75	60	50	45
4	110	110	110	110	110	110	100	100	85	75	60	50
5	110	110	110	110	110	110	100	100	85	75	60	50
6	110	110	110	110	110	110	100	100	85	80	60	50
7	110	110	110	110	110	110	110	110	100	90	70	60
8	110	110	110	110	110	110	110	110	110	100	80	69
9	85	85	90	90	90	90	90	110	110	110	90	80
10	79	79	85	90	90	90	90	110	110	110	110	110
11	60	60	70	70	70	70	85	95	110	110	110	110
12	58	58	58	58	58	58	80	90	110	110	110	110

MULTIPOINT 300 SWL/tonnes @ 60° BSA / 60° ISA / 30° STV

Bottom Span (m) \ Semi-spreader	Top span (m) 1	2	3	4	5	6	7	8	9	10	11	12
1	300	300	300	300	254	196	158	130	108	92	79	68
2	300	300	300	300	300	232	182	146	120	100	85	72
3	300	300	300	300	300	287	214	167	135	111	89	72
4	300	300	300	300	300	300	260	195	154	114	89	72
5	300	300	300	300	300	300	300	235	158	114	89	72
6	252	300	300	300	300	300	300	246	158	114	89	72
7	202	243	300	300	300	300	300	300	190	131	99	79
8	167	195	233	282	300	300	300	300	300	186	129	97
9	141	162	181	181	181	181	284	300	300	295	183	126
10	121	129	129	129	129	129	176	290	300	300	258	179
11	100	100	100	100	100	100	127	179	295	300	300	226
12	82	82	82	82	82	82	99	130	183	280	300	288

MULTIPOINT 600 SWL/tonnes @ 60° BSA / 60° ISA / 30° STV

Bottom Span (m) \ Semi-spreader	Top span (m) 1	2	3	4	5	6	7	8	9	10	11	12
1	600	600	600	600	600	495	405	280	180	130	100	80
2	600	600	600	600	600	590	470	280	180	130	100	80
3	600	600	600	600	600	600	520	280	180	130	100	80
4	600	600	600	600	600	600	520	280	180	130	100	80
5	600	600	600	600	600	600	520	280	180	130	100	80
6	600	600	600	600	600	600	520	280	180	130	100	80
7	510	520	520	520	520	520	600	375	220	150	115	90
8	365	365	365	365	365	365	600	600	365	210	145	110
9	220	220	220	220	220	220	370	600	600	355	205	140
10	155	155	155	155	155	155	225	380	600	600	345	200
11	120	120	120	120	120	120	160	230	390	600	600	335
12	100	100	100	100	100	100	125	165	235	400	600	600

*Load v span charts for lifting beam application are available on request

CLS

Clamp lifting system with adjustable lifting points

Span up to 16m

8.5t and 27t WLL options

CE UKCA

Next day delivery available*

*On clamps



Easily convert from semi-spreader to lifting beam

20 Tel. +44 (0)1202 621511 Email sales@modulift.com

Which size CLS? Select the required load and span

CLS

CLS 8.5t SWL/tonnes @ 60° BSA / 60° ISA / 30° STV

Lifting beam configuration					
Bottom span (m)	≤ 2	≤ 3	≤ 4	≤ 5	≤ 6
WLL (t)	6.2	4.25	2.25	1.25	1

Bottom span (m)	Semi-spreader beam configuration – Top span (m) <0.5	1	2	3	4	5	6
	WLL(t)						
<0.5	8.5	8	7	3.75	2.25	1.25	0.8
1	8	8.5	8	5.25	2.75	1.5	1
2	7.5	8	8.5	7.75	4	2.25	1.25
3	4.25	6.25	8	8.5	6	3	2
4	2.25	3	4.75	8	8	4.5	2.25
5	1.25	1.75	2.25	3.75	7	7.5	3.5
6	0.8	1	1.25	2	3	5.25	6.25

CLS 27t light SWL/tonnes @ 60° BSA / 60° ISA / 30° STV

Bottom span (m)	Semi-spreader beam configuration – Top span (m) <0.8	2	4	6	8	10	12	13	Lifting beam config.
	WLL(t)								WLL(t)
0	27	27	21	14	9.8	7.1	5.2	4.4	15
1	27	27	27	16	11	7.8	5.6	4.7	15
2	27	27	27	20	12	8.7	6.1	5.1	15
3	27	27	27	25	14	9.8	6.7	5.6	15
4	23	27	27	27	18	11	7.5	6.2	15
5	17	26	27	27	22	13	8.4	6.9	15
6	13	19	27	27	27	15	9.7	7.8	12
7	11	14	25	27	27	20	11	8.9	10
8	9.4	11	18	27	27	27	13	10	8.5
9	7.9	9.8	14	24	27	27	17	12	7.2
10	6.7	8.2	11	17	27	27	23	15	6.2
11	5.7	6.9	9.3	13	23	27	27	21	5.3
12	4.9	5.8	7.7	10	16	27	27	27	4.6
13	4.2	5	6.5	8.7	12	21	27	27	4

CLS 27t heavy SWL/tonnes @ 60° BSA / 60° ISA / 30° STV

Bottom span (m)	Semi-spreader beam configuration – Top span (m) <0.8	2	4	6	8	10	12	14	16	Lifting beam config.
	WLL(t)									WLL(t)
0	27	27	27	26	18	14	10	8.1	6.2	14.5
1	27	27	27	27	21	15	11	8.7	6.6	14.5
2	27	27	27	27	24	17	12	9.4	7	14.5
3	27	27	27	27	27	19	13	10	7.5	14.5
4	27	27	27	27	27	22	15	11	8.1	14.5
5	27	27	27	27	27	26	17	12	8.8	14.5
6	26	27	27	27	27	26	20	13	9.6	14.5
7	22	27	27	27	27	26	23	15	10	14.5
8	18	23	27	27	27	26	26	17	11	14.5
9	15	19	26	26	26	26	26	20	13	14
10	13	16	22	26	26	26	26	24	15	12
11	11	14	18	26	26	26	26	26	17	11
12	10	12	15	21	26	26	26	26	21	9.7
13	9.1	10	13	17	25	26	26	26	26	8.6
14	8.1	9.3	11	15	20	26	26	26	26	7.6
15	7.1	8.2	10	12	16	24	26	26	26	6.8
16	6.4	7.2	8.8	11	14	19	26	26	26	6

CUSTOM DESIGN

Engineering + manufacturing service

- Enhanced QA options:
- Proof load testing
- DNV design approval
- Third party witnessing
- FE design analysis

CE

UK CA

Lifting beams, frames and complex rig design with high level engineering and quality assurance

4 to 6 week turnaround

*Subject to size, design, and production availability

Custom design case studies

Lifting rig Harland & Wolff

Lifting rig Siemens

Lifting frame HS2

Lifting frame Mocean Energy

Subsea spreader beam

Subsea custom beam

Quality
Standards + manufacturing

All products are designed in accordance with the standards listed below:

UK & Europe compliance

- BS EN 13155: Cranes – Safety – Non-fixed load lifting attachments
- DNV Standard for Certification DNV-ST-0378
- MOD® 6 up to MOD® 2000 Type Approved by DNV (spreader beams only)
- LOLER (Lifting Operations and Lifting Equipment Regulations)
- PUWER (Provision and Use of Work Equipment Regulations)
- EC Machinery Directive 2006/42/EC
- BS EN 1993-1-1: Eurocode 3

USA compliance

- ASME B30.20: For Below-the-Hook Lifting Devices
- ASME BTH-1: Design of Below-the-Hook Lifting Devices

Australian compliance

- AS 4991: Lifting Devices

Worldwide compliance

- ISO 17096: Cranes, Safety, Load Lifting Attachments

DNV type approval

The MOD® spreader beam has DNV type approval up to 2000t capacity, in accordance with DNV Standard for Certification DNV-ST-0378. Third party verification is available. Modulift's spreader beams can be designed to comply with the following:

- DNV: ST_N001 Marine Operations & Marine Warranty
- OSHA CR 29 1926.251
- API RP 2A-WSD

ISO certification

Our manufacturing facility is certified to ISO standards. This certificate is valid for the design, engineering, manufacture and supply of custom and proprietary lifting equipment:

- ISO 9001:2015 – Quality Management System
- ISO14001:2015 – Environmental Management System
- ISO45001:2018 – Occupational Health & Safety Management System

Memberships & accreditations

Modulift is a member of the following associations



Case studies

Lifting gear

Bedford-based haulage company D&G Noble successfully lifted a cylindrical sign into place using a Modulift CMOD® Spreader Frame at a shopping centre in the city of London. D&G Noble utilised a Modulift CMOD® 12 Spreader Frame with supporting rigging gear below-the-hook of a PALFINGER PK 53002 SH F lorry loader. (1)

Construction

Modulift provided a below-the-hook solution when the height of rigging had to be kept to a minimum, as Rapid Response Solutions (RRS) delivered a modular building to a residential street in Emsworth, Hampshire, UK. (2)

Renewable energy

The rise in renewable energy sources has accelerated demand for Modulift spreader beams to lift turbines, towers and monopiles at onshore and offshore wind farms worldwide. As part of this expansion, global ship operator G2 Ocean deployed a MOD® Spreader Beam to Colombia for the lift of a 63mt Nordex Wind Tower. (3)

Breakbulk and ports

Modulift supplied a custom below- the-hook solution to lift an 85t load from the dockside onto a vessel at Hyundai Heavy Industries' shipyard in Mipo Bay, Ulsan, Korea. (4)

Cargo, transport and logistics

Our partner Liftek International used two MOD® 1000 spreader beams in a crucifix configuration to perform a 2420 megatonne load test, with each beam lifting an impressive load of 990 tonnes. The remaining load was supported directly by the crane hook. Water bags now available from Modulift, contact sales@modulift.com to find out more. (5)



Modulift by pewag

Modulift UK Ltd
4 Holton Point, Holton Road
Holton Heath Trading Park, Poole
BH16 6FL, United Kingdom
www.modulift.com

GE-UK-01-2026
© Copyright Modulift. All rights reserved.